#
#
#
#
#
#
#
#
#
#
#
#
#
#
#
#
#
#
#
#
#
#
#
#
#
#
#
#
#
#
8
5
3
0

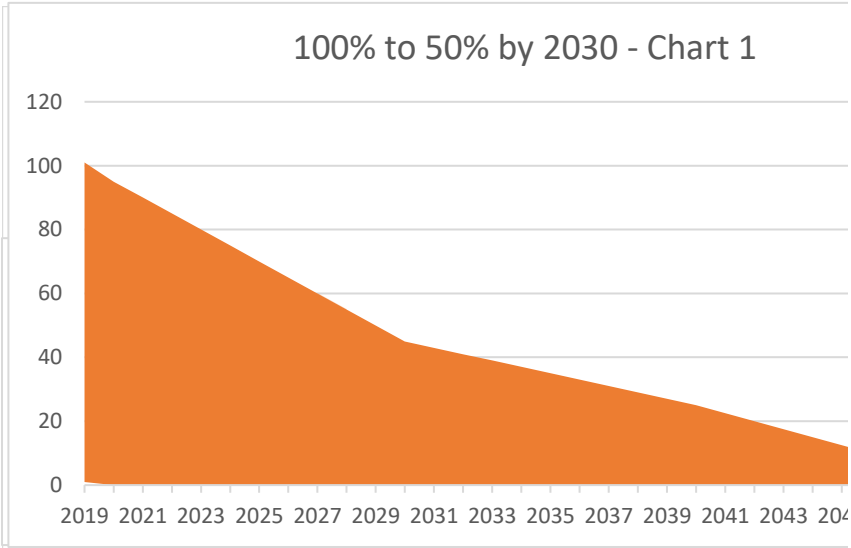
100% to 50% by 2030 - Chart 1
120
100
80
60
40
20
0
2019 2021 2023 2025 2027 2029 2031 2033 2035 2037 2039 2041 2043 204

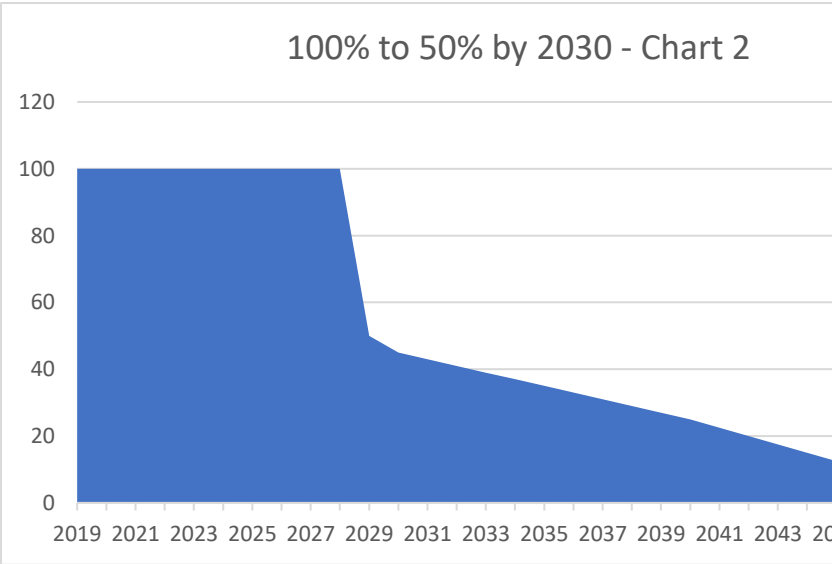
100% to 50% by 2030 - Chart 2
120
100
80
60
40
20
0
2019 2021 2023 2025 2027 2029 2031 2033 2035 2037 2039 2041 2043 20

2047 2049




2047 2049


#
#
#
#
#
#
#
#
#
#
#
#
#
#
#
#
#
#
#
#
#
#
#
#
#
#
#
#
#
#
#
#